

# 2004 INSTRUCTIONS FOR FILING RI-1040

(FOR RHODE ISLAND RESIDENTS FILING FORM RI-1040)

## GENERAL INSTRUCTIONS

This booklet contains returns and instructions for filing the 2004 Rhode Island Resident Individual Income Tax Return. Read the instructions in this booklet carefully. For your convenience we have provided "line by line instructions" which will aid you in completing your return. Please print or type so that it will be legible. Check the accuracy of your name(s), address and social security number(s).

Most resident taxpayers will only need to complete the first two pages of Form RI-1040. Those taxpayers claiming modifications to federal adjusted gross income must complete page 2, schedule I. Taxpayers claiming a credit for income taxes paid to another state must complete page 2, schedule III.

Nonresidents and part-year residents will file their Rhode Island Individual Income Tax Returns on Form RI-1040NR. These forms and instructions are available upon request at local libraries, Post Office branches or the Rhode Island Division of Taxation - One Capitol Hill - Providence, RI 02908-5801.

**Complete your 2004 Federal Income Tax Return first.** It is the basis for preparing your Rhode Island income tax return. In general, the Rhode Island income tax is based on your federal taxable income.

Accuracy and attention to detail in completing the return in accordance with these instructions will facilitate the processing of your tax return. You may find the following points helpful in preparing your Rhode Island Income Tax Return.

### WHO MUST FILE A RETURN

**Resident individuals** – Every resident individual of Rhode Island required to file a federal income tax return must file a Rhode Island individual income tax return (RI-1040).

A resident individual who is not required to file a federal income tax return may be required to file a Rhode Island income tax return if his/her income for the taxable year is in excess of the sum of his/her federal personal exemptions.

"Resident" means an individual who is domiciled in the State of Rhode Island or an individual who maintains a permanent place of abode in Rhode Island and spends more than 183 days of the year in Rhode Island.

For purposes of the above definition, domicile is found to be a place an individual regards as his or her permanent home – the place to which he or she intends to return after a period of absence. A domicile, once established, continues until a new fixed and permanent home is acquired. No change of domicile results from moving to a new location if the intention is to remain only for a limited time, even if it is for a relatively long duration. For a married couple, normally both individuals have the same domicile.

Any person asserting a change in domicile must show:

- (1) an intent to abandon the former domicile,
- (2) an intent to acquire a new domicile and
- (3) actual physical presence in a new domicile.

### JOINT AND SEPARATE RETURNS

**JOINT RETURNS:** Generally, if a husband and wife file a joint federal income tax return, they also must file a joint Rhode Island income tax return. However, if either the husband or the wife is a resident and the other is a non-resident, they must file separate returns, unless they elect to file a joint return as if both were residents of Rhode Island. If the resident spouse files separately in RI and a joint federal return is filed for both spouses, the resident spouse must compute income, exemptions and tax as if a separate federal return had been filed.

If neither spouse is required to file a federal income tax return and either or both are required to file a Rhode Island income tax return, they may elect to file a joint Rhode Island income tax return.

Individuals filing joint Rhode Island income tax returns are both equally liable to pay the tax. They incur what is known as "joint and several liability" for Rhode Island income tax.

**SEPARATE RETURNS:** Individuals filing separate federal income tax returns must file separate Rhode Island income tax returns.

### MILITARY PERSONNEL

Under the provisions of the Soldiers and Sailors Civil Relief Act, the service pay of members of the armed forces can only be subject to income tax by the state of which they are legal residents. Place of legal residence at the time of entry into the service is normally presumed to be the legal state of residence and remains so until legal residence in another state is established and service records are changed accordingly. The Rhode Island income tax is imposed on all the federal taxable income of a resident who is a member of the armed forces, regardless of where such income is received. Military pay received by a nonresident service person stationed in Rhode Island is not subject to Rhode Island income tax. This does not apply to other income derived from Rhode Island sources, e.g., if the service person holds a separate job, not connected with his or her military service, income received from that job is subject to Rhode Island income tax. Income derived from Rhode Island sources by the service person's spouse is subject to Rhode Island income tax.

Internal Revenue Code provisions governing armed forces pay while serving in a "combat zone" or in an area under conditions that qualify for Hostile Fire Pay are applicable for Rhode Island purposes.

### DECEASED TAXPAYERS

If the taxpayer died before filing a return for 2004, the taxpayer's spouse or personal representative must file and sign a return for the person who died if the deceased was required to file a return. A personal representative can be an executor, administrator or anyone who is in charge of the taxpayer's property.

The person who files the return should write "deceased" after the deceased's name and show the date of death in the name and address space on the return.

If you are claiming a refund as a surviving spouse filing a joint return with the deceased, no other form is needed to have the refund issued to you. However, all other filers requesting a refund due the deceased, must file Form RI-1310, Statement of Person Claiming Refund Due a Deceased Taxpayer, to claim the refund.

### WHEN TO FILE

Your return must be filed not later than April 15, 2005.

If the due date of your return falls on a Saturday, Sunday or Rhode Island legal holiday, the return will be due on the next working day.

### EXTENSION OF TIME

**Any extension of time granted for filing an individual income tax return shall not operate to extend the time for the payment of any tax due on such return.**

#### In General -

- (1) An individual who is required to file a Rhode Island income tax return shall be allowed an automatic four month extension of time to file such return.
- (2) An application must be prepared in duplicate on form RI-4868.
- (3) The original of the application must be filed on or before the date prescribed for the filing of the return of the individual with the Rhode Island Division of Taxation.
- (4) Such application for extension must show the full amount properly estimated as tax for such taxpayer for such taxable year, and such application must be accompanied by the full remittance of the amount properly estimated as tax which is unpaid as of the date prescribed for the filing of the return.

**NOTE:** If no payment is required to be made with your Rhode Island extension form and you are filing a federal extension form for the same period of time, then you do not need to submit the Rhode Island form. Attach a copy of the Federal Form 4868 or the approved Federal Form 2688 to your Rhode Island individual income tax return at the time it is submitted.

## WHERE TO FILE

Mail your return to:  
STATE OF RHODE ISLAND  
Division of Taxation  
One Capitol Hill  
Providence, RI 02908 – 5806

## WHERE TO GET FORMS

As far as practical, tax forms and instructions are mailed directly to taxpayers. Additional forms may be obtained from:

The website <http://www.tax.ri.gov>  
The Division of Taxation (401) 222-1111

Forms may also be obtained at many local libraries and Post Office branches.

## MISSING OR INCORRECT FORM W-2

This is the form furnished to you by your employer, which shows the amount of your income tax withheld by them, and a copy of it must accompany your Rhode Island income tax return if you are to receive credit for such withheld tax. Only your employer can issue or correct this form. If you have not received a Form W-2 from your employer by February 15, 2005 or if the form which you have received is incorrect, contact your employer as soon as possible.

## ROUNDING OFF TO WHOLE DOLLARS

The money items on your return and schedules may be shown in whole dollars. This means that you may eliminate any amount less than 50 cents and increase any amount from 50 cents to 99 cents to the next higher dollar.

## CHANGES IN YOUR FEDERAL TAXABLE INCOME OR FEDERAL TAX LIABILITY

You must report to the Rhode Island Division of Taxation any change or correction in federal taxable income or federal tax liability as reported on your federal income tax return, whether resulting from the filing of an amended federal return or otherwise. Such report must be made within 90 days after filing an amended federal return or final determination of such change by the Internal Revenue Service. Use Form RI-1040X.

## RHODE ISLAND LOTTERY PRIZES

Winnings and prizes received from the Rhode Island Lottery are taxable under the Rhode Island personal income tax law and are includable in the income of both residents and nonresidents alike.

## SIGNATURE

You must sign your Rhode Island income tax return and both husband and wife must sign their joint return. An unsigned return cannot be processed.

Any paid preparer who prepares a taxpayer's return must also sign as "preparer". If a firm or corporation prepares the return, it should be signed in the name of the firm or corporation.

If you wish to allow the Tax Division to contact your paid preparer should questions arise about your return, check the appropriate box above the preparer's name.

**Don't need forms mailed to you next year?** Taxpayers who pay someone else to prepare their returns probably do not need a booklet mailed to them each year. If you do not need a booklet mailed to you next year, check the box below the signature line. The Division of Taxation will send you a postcard as a reminder to see your preparer. Telling us that you do not need a booklet next year will help us to reduce printing and mailing costs.

## PAYMENTS OR REFUNDS

Any tax due must be paid in full with your return. Complete Form RI-1040V. Make check or money order payable to the Rhode Island Division of Taxation and send them with your return to the Rhode Island Division of Taxation, One Capitol Hill, Providence, RI 02908-5806. An amount due of less than one dollar (\$1) need not be paid.

A refund will be made if an overpayment of income tax is shown on your return, unless you indicate on your return that such overpayment is to be credited to your estimated tax liability for 2005. No other application for refund is necessary. Please note that no refund can be made unless your return is properly signed. Refunds of less than \$1.00 will not be paid unless specifically requested.

## ESTIMATED INCOME TAX

If a taxpayer can reasonably expect to owe more than \$250 after allowing for withholding tax and/or credits, he or she must make estimated tax payments. Estimated tax payments are made on Form RI-1040ES that has instructions for computing the estimated tax and making payments.

## RI-1040H PROPERTY TAX RELIEF CREDIT

Full year Rhode Island residents who meet certain requirements may be able to take advantage of the property tax relief credit. The credit will be applied to decrease your income tax due or increase your refund.

Claim for the property tax relief credit is made on Form RI-1040H. A copy of the Form RI-1040H is included in the income tax booklet or may be obtained at libraries, Post Office branches or from the Rhode Island Division of Taxation, One Capitol Hill, Providence, RI 02908-5801.

Taxpayers who are required to file a RI-1040 and who qualify for the property tax relief credit should submit Form RI-1040H with their Rhode Island income tax return. However, if you are claiming an automatic extension of time to file your RI income tax return (RI-1040), you are still required to file your RI-1040H no later than April 15, 2005. An extension of time for filing your RI-1040H may be allowed at the Tax Administrator's discretion for sickness, absence or other disability.

## NET OPERATING LOSS DEDUCTIONS

The Rhode Island Personal Income Tax law relating to Net Operating Loss deduction (NOL) has been amended by enactment of RIGL §44-30-2.8 and RIGL §44-30-87.1

Under the provisions of section 44-30-2.8, the five (5) year carry back provision for years ending in 2001 and 2002 provided by the Job Creation and

Worker Assistance Act of 2002 (P.L. 107-147) for federal tax purposes shall not be allowed for Rhode Island tax purposes.

If a taxpayer has already filed a return claiming a five (5) year carry back, he/she must file a Rhode Island amended return on form RI-1040X.

Under the provisions of section 44-30-87.1, for losses incurred for taxable years beginning on or after January 1, 2002, an NOL deduction may not be carried back for Rhode Island personal income tax purposes, but will only be allowed as a carry forward for the number of succeeding years as provided in IRS Sec. 172. A carry forward can only be used on the Rhode Island return to the extent that the carry forward is used on the federal return.

Should you have any questions regarding this matter, please call the Personal Income Tax Section at (401) 222-3911.

## BONUS DEPRECIATION

A bill passed disallowing the new federal bonus depreciation for Rhode Island tax purposes. When filing a Rhode Island tax return any bonus depreciation taken for federal purposes must be added back to income as a modification on Schedule 1, line 23B for Rhode Island purposes. In subsequent years, when federal depreciation is less than what previously would have been allowed, the difference may be deducted from income as a modification on Schedule 1, line 24B for Rhode Island purposes.

A separate schedule of depreciation must be kept for Rhode Island purposes. The gain or loss on the sale or other disposition of the asset is to be determined, for Rhode Island purposes, using the Rhode Island depreciation schedule.

**EXAMPLE:** A company bought equipment after September 11, 2001 that cost \$10,000 and had a 10 year life and qualified for 30% bonus depreciation. Depreciation for federal purposes in the first year was \$3,700 (30% X \$10,000 + 10% x 7,000). Normal depreciation in the first year would have been \$1,000. The Company should add back on Schedule I, line 23b of RI-1040 the amount of \$2,700 (\$3,700 - \$1,000). The company should write on line 23b the words "Bonus Depreciation Adjustment". In subsequent years the company should deduct \$300 (\$1000 - \$700) each year while depreciation lasts. The deduction should be on line 24b of RI-1040 and they should write in the words "Bonus Depreciation Adjustment".

If a taxpayer has already filed a return, a form RI-1040X should be filed. Questions on this procedure should be addressed by calling the Personal Income Tax Section at (401) 222-3911.

## SECTION 179 DEPRECIATION

Rhode Island passed a bill disallowing the increase in the section 179 depreciation under the Jobs & Growth Tax Relief Reconciliation Act of 2003. Section 179 depreciation will remain limited to \$25,000 for Rhode Island income tax purposes. When filing your Rhode Island tax return any additional section 179 depreciation taken must be added back to federal adjusted gross income as a modification on RI-1040, page 2, schedule I, line 23B. In subsequent years, when federal depreciation is less than what previously would have been allowed, the

difference may be deducted from federal adjusted income as a modification on RI-1040, page 2, schedule I, line 24B.

A separate schedule of depreciation must be kept for Rhode Island purposes. The gain or loss on the sale or other disposition of the asset is to be determined, for Rhode Island purposes, using the Rhode Island depreciation schedule.

## FAMILY EDUCATION ACCOUNTS

(Tuition Savings Program – Section 529)

A modification decreasing federal adjusted gross income may be claimed for contributions made to Rhode Island's tuition savings program "529 plan". The maximum modification shall not exceed \$500, \$1,000 if a joint return, regardless of the number of accounts. Taxpayers should claim the modification on Schedule I, line 24b and write in the words "Tuition Savings Program". If the funds are rolled over to a Tuition Savings Plan of another state or are an unqualified withdrawal, recapture is required. Taxpayers may also take a modification decreasing federal adjusted gross income in the amount of any qualified withdrawal or distribution from the "Tuition Saving Program" which is included in federal adjusted gross income. Taxpayers should claim the modification on Schedule I, line 24b and write in the words "Tuition Savings Program".

## RHODE ISLAND TAX CREDITS

Rhode Island law provides special Rhode Island tax credits which may be applied against the Rhode Island income tax. Before claiming any credits, taxpayers should refer to the Rhode Island law and/or regulations for specific requirements for each credit such as carryover provisions and the order in which the credits must be used. Taxpayers claiming credits must attach the proper form(s) and other documentation to the return; failure to do so will result in disallowance of the credit. The following is a brief list of the current Rhode Island state tax credits:

- (1) **Investment Tax Credit** (RI-3468) – for manufacturing and other property. RIGL 44-31
- (2) **Daycare Assistance and Development Credit** (RI-2441) – for employers and others providing daycare to employees. RIGL 44-47
- (3) **Historic Residence Credit** – for approved residence rehabilitation. RIGL 44-33.1
- (4) **Historic Commercial Building Credit** – for approved commercial rehabilitation. RIGL 44-33.2

Most resident taxpayers will only need to complete the first 2 pages of Form RI-1040. Those taxpayers claiming modifications to federal adjusted gross income, allowable federal credits, Rhode Island earned income credit or credit for taxes paid to another state must complete the appropriate schedule on page 2 of Form RI-1040. Additionally, on page 3 a taxpayer may elect to make various check-off contributions. These contributions will increase your tax due or reduce your refund.

Taxpayers reporting a tax for children under age 14 who have investment income must complete RI-8615.

- (5) **Residential Lead Paint Removal Credit** (RI-6238) – for qualified lead hazard removal. RIGL 42-64.3
- (6) **Research and Development Property Credit** (RI-7695P) – for property in laboratory or experimental research. RIGL 44-32-2
- (7) **Research and Development Expense Credit** (RI-7695E) – for federally defined excess RI expenses in laboratory or experimental research. RIGL 44-32-3
- (8) **Qualifying Widow(er) Credit** (RI-SP01) – for RI qualifying widow(er) age 65 with dependent child. RIGL 44-30-26
- (9) **Residential Renewable Energy System Credit** – for specific types of residential systems approved by the RI energy office. RIGL 44-57
- (10) **Employers' Worksite Adult Education Credit** (RI-6324) – for employers offering specific types of adult education. RIGL 44-46
- (11) **Jobs Training Expenses Credit** (RI-2949) – for training specifically approved by the RI Human Resource Investment Council. RIGL 42-64.6

## INTEREST

Any tax not paid when due, including failure to pay adequate estimated tax, is subject to interest at the rates of 12% in 2004 and 12% in 2005. Interest on refunds of tax overpayments will be paid at the rate of 12% if the refund is not paid within 90 days of the due date or the date the completed return was filed, whichever is later.

## PENALTIES

The law provides for penalties in the following circumstances:  
Failure to file an income tax return.  
Failure to pay any tax due on or before the due date.  
Preparing or filing a fraudulent income tax return.

## USE OF FEDERAL INCOME TAX INFORMATION

All amounts reported from the Federal Forms 1040, 1040A, 1040EZ, Telefile, 1040NR and 1040NR-EZ as well as those reported on Form RI-1040 are subject to verification and audit by the Rhode Island Division of Taxation.

The Rhode Island Division of Taxation and the Internal Revenue Service exchange income tax information to verify the accuracy of the information reported on Federal and Rhode Island income tax returns.

# SPECIFIC INSTRUCTIONS

## NAME AND ADDRESS

If the name or address shown on the return is incorrect, print or type any necessary correction on the return. If you did not receive the booklet and pre-addressed return, please complete the identification portion of the return, including the city or town of legal residence.

## ELECTORAL SYSTEM CONTRIBUTION

You may designate a contribution of five dollars (\$5) or ten dollars (\$10) if married and filing a joint return, to the account for the public financing of the elec-

## PAYMENT BY CREDIT CARD

**To Pay by Credit Card.** You may use your American Express® Card, Discover® Card, Visa® Card or MasterCard® card. To pay by credit card, call toll free or access by Internet the service provider listed on this page and follow the instructions of the provider. A convenience fee will be charged by the



service provider based on the amount you are paying. You will be told what the fee is during the transaction and you will have the option to either continue or cancel the transaction. You can also find out what the fee will be by calling the provider's toll-free automated customer service number or visiting the provider's Web Site shown below. If you paid by credit card, enter on page 1 of Form RI-1040 in the upper left corner the confirmation number you were given at the end of the transaction and the amount of your tax payment (not including the convenience fee).

You may also use this method for making 2005 Rhode Island estimated income tax payments.

Official Payments Corporation  
**1-800-2PAY-TAX (1-800-272-9829)**  
On line payments  
[www.officialpayments.com](http://www.officialpayments.com)  
Customer Service  
**1-877-754-4413**

## OTHER QUESTIONS

Obviously the foregoing general instructions and the specific instructions for completing the return form(s) which follow will not answer all questions that may arise. If you have any doubt regarding completion of your return, further assistance may be obtained at the Division of Taxation, One Capitol Hill, Providence RI 02908-5801 or by calling Taxpayer Assistance at (401) 222-1040.

total system. The first two dollars (\$2) or four dollars (\$4) if married and filing a joint return, up to a total of two hundred thousand dollars (\$200,000) collectively for all parties and the nonpartisan account, shall be allocated only to political parties which at the preceding general election, nominated a candidate for governor and such candidate polled at least 5 percent of the entire vote cast in the state for governor. The remaining funds shall be allocated for the public financing of campaigns for governor.

An electoral system contribution will NOT increase your tax due or reduce your refund.



**Designation of Political Party or Nonpartisan General Account**

Make only one designation, either by naming a political party, or by checking the box for the nonpartisan general account. If you designate:

- (1) a political party which did not receive at least 5 percent of the entire vote for Governor in the preceding general election,
  - (2) a non-existent political party,
  - (3) a particular office,
  - (4) an individual officeholder or political figure or
  - (5) a national party which is not a state party,
- Your electoral system contribution will be credited to the nonpartisan general account. If you designate more than one political party or a political party and also the nonpartisan general account, your contribution will be credited to the first political party named.

**FILING STATUS**

Check the appropriate box to indicate your filing status. Generally your filing status for Rhode Island income tax purposes is the same as for Federal income tax purposes.

**Line 1 – Federal Adjusted Gross Income:** Enter your federal adjusted gross income from Federal Form 1040, line 36; 1040A, line 21; 1040EZ, line 4; Telefile line I; 1040NR, line 34 or 1040NR-EZ, line 10.

**Line 2 – Modifications:** Enter your net modifications from schedule I, line 25. Schedule I is found on page 2 of Form RI-1040 and is discussed further in these instructions.

**Line 3 – Modified Federal Adjusted Gross Income:** Determine your modified federal adjusted gross income by combining the amount on line 1 with the amount on line 2.

**Line 4 – Deductions:** Enter your RI standard deduction or amount from Federal Schedule A, line 28, whichever is greater.

Single	\$4,850
Married Joint	\$8,150


Qualifying Widow(er)	\$8,150
Married Separate	\$4,075
Head of Household	\$7,150

Amount on Federal Telefile line J(2)	Enter in box on RI-1040, line 6D
0	0
3,100	1
6,200	2

If you or your spouse were age 65 or older or blind at the end of 2004 see the RI Standard Deduction Schedule A on page 4 to determine the amount of your standard deduction. If you use the Schedule to determine the amount of your standard deduction, you must attach the schedule to your RI-1040.

If someone else can claim you on their return you must complete the RI Standard Deduction Schedule B to determine the amount of your standard deduction. If you use the Schedule to determine the amount of your standard deduction, you must attach the schedule to your RI-1040.

If you itemize your deductions and line 3 is more than \$142,700 (\$71,350 if married filing separate), you need to recalculate your itemized deductions based on your modified federal adjusted gross income. Complete the RI Itemized Deduction Schedule on page 4.

 If you are filing married filing joint or married filing separate, you may itemize your deductions on your RI return even if you do not itemize on your federal return. Calculate your itemized deductions on your Federal Schedule A. Compare the amount to your RI standard deduction and enter the larger amount.

**Line 5 -** Subtract line 4 from line 3.

**Number of Exemptions:** Enter the number of exemptions from Federal Form 1040, line 6d or 1040A, line 6d in the box on line 6. If you are filing a Federal 1040EZ or Federal Telefile Form then enter the amount from the chart below in the box on line 6.

Amount on Federal 1040EZ, line 5	Enter in box on RI-1040, line 6
0	0
4,850	0
7,950	1
9,700	0
15,900	2

**Line 6 – Exemption Amount:** Multiply the number of exemptions in the box by \$3,100.


However, if line 3 is more than \$107,025, you may need to recalculate your exemptions based on your modified federal adjusted gross income (see worksheet below to compute your exemption amount).

**Line 7 – Rhode Island Taxable Income:** Subtract line 6 from line 5.

**Line 8A – Rhode Island Income Tax:** Enter the RI income tax from the RI Tax Table or Rate Schedule, RI Schedule CGW, RI Schedule D, RI Schedule J or RI-8615. Check the box to indicate the method used to calculate the RI income tax. Check only one box.

**Line 8B – Other RI Taxes:** Enter the amount from RI Schedule OT, page 3, line 14. Use this line to report any tax from lump-sum distributions, parents' election to report child's interest and dividends, recapture of federal tax credits and miscellaneous federal taxes.

**Line 9 – Rhode Island Alternative Minimum Tax:** If you are reporting an alternative minimum tax on your federal income tax return, you must complete Form RI-6251 and enter the amount from RI-6251, line 14 on Form RI-1040, page 1, line 9. Attach a copy of Form RI-6251 to your RI-1040.

 If you have claimed modifications to federal adjusted gross income on line 2, you must recalculate your federal alternative minimum tax based on your modified federal adjusted gross income. If you did not report a federal alternative minimum tax, but a federal alternative minimum tax would be required based on your modified federal adjusted gross income, you must calculate a federal alternative minimum tax based on your modified federal adjusted gross income for Rhode Island purposes and complete RI-6251.

**EXEMPTION WORKSHEET for RI-1040 or RI-1040NR, line 6**

**2004**

1. Is the amount on RI-1040 or RI-1040NR, line 3 more than the amount shown on line 4 below?  
 No. **STOP HERE!** Multiply \$3,100 by the total number of exemptions claimed in box and enter the result on line 6.  
 Yes. Continue to line 2.
2. Multiply \$3,100 by the total number of exemptions claimed in box on RI-1040 or RI-1040NR, line 6..... 2. \_\_\_\_\_
3. Enter the amount from RI-1040 or RI-1040NR, line 3..... 3. \_\_\_\_\_
4. If your filing status is... then enter on line 4  

Single	\$142,700	}	..... 4. _____
Married filing jointly or Qualifying widow(er)	214,050		
Married filing separately	107,025		
Head of household	178,350		
5. Subtract line 4 from line 3. If the result is more than \$122,500 (\$61,250 if Married filing separately), then **STOP HERE** you **CANNOT** take a deduction for exemptions. Otherwise, enter the result here..... 5. \_\_\_\_\_
6. Divide line 5 by \$2,500 (\$1,250 if Married filing separately). If the result is not a whole number, increase it to the next higher whole number (for example, increase 0.0004 to 1)..... 6. \_\_\_\_\_
7. Multiply line 6 by 2% (.02) and enter the result as a decimal..... 7. \_\_\_\_\_
8. Multiply line 2 by line 7..... 8. \_\_\_\_\_
9. Deduction for exemption. Subtract line 8 from line 2. Enter here and on RI-1040 or RI-1040NR, line 6..... 9. \_\_\_\_\_

**Line 10 – Total Rhode Island Income Tax:** Add lines 8A, 8B and 9.

**Line 11A – Rhode Island Percentage of Allowable Federal Credits:** Enter the amount of allowable federal credits from page 2, schedule II, line 34.

**Line 11B – Other Rhode Island Credits:** Enter amount of other Rhode Island credits and list the credit form number on line 11B. Attach a copy of the appropriate credit form to your RI-1040. A listing and a description of the various Rhode Island credits are available in the general instructions.

**Line 11C - Credit for Taxes Paid to Other States:** Enter amount of credit for taxes paid to other states from page 2, schedule III, line 41. If credit is claimed for taxes paid to more than one state, make a separate calculation of each state on Form RI-1040MU. This form can be obtained by contacting the RI Division of Taxation at One Capitol Hill - Providence, RI 02908-5801 or by calling (401) 222-1111.

**Line 12 – Total Rhode Island Credits:** Add lines 11A, 11B, and 11C.

**Line 13 – Rhode Island Tax after Credits:** Subtract line 12 from line 10 (if zero or less enter zero).

**Line 14 – Rhode Island Use/Sales Tax:** Enter the amount of Rhode Island Use Tax from Form T-205P, page 3, line 23. An explanation of what a Use tax is and how to compute it is included later in these instructions.

**Line 15 – Total Rhode Island Tax:** Add lines 13 and 14.

**Line 16 – Rhode Island Checkoff Contributions:** Enter the amount of checkoff contributions from page 3, schedule IV, line 8. An explanation of each checkoff contribution is contained later in these instructions. These checkoff contributions will increase your tax due or reduce your refund.

**Line 17 – Total Rhode Island Tax and Checkoff Contributions:** Add lines 15 and 16.

**Line 18A – Rhode Island Income Tax Withheld:** Enter total amount of Rhode Island 2004 income tax withheld. (Attach state copy of all forms W-2, 1099s, etc. to the front of the return) Credit for Rhode Island income tax withheld will be allowed only for those amounts supported by attached W-2s, 1099s, etc.

**Line 18B – 2004 Estimated Payments and Amount Applied from 2003 Return:** Enter the amount of estimated payments on 2004 Form RI-1040ES and the amount applied from your 2003 return.

**Line 18C – Property Tax Relief Credit:** Enter the amount of allowable property tax relief credit from Form RI-1040H line 15 or 22, whichever is applicable. If you are filing a Rhode Island Form RI-1040, attach a copy of form RI-1040H to the front of your RI-1040. However, if you are not required to file a form RI-1040, you may file a Form RI-1040H separately to claim your property tax relief credit. Property tax relief claims must be filed no later than April 15, 2005.

**Line 18D – RI Earned Income Credit:** Enter amount from RI Schedule EIC, page 2, line 50. If you are claiming a RI earned income credit you must attach RI Schedule EIC to your RI-1040.

**Line 18E – Other Payments:** Enter any other payments, including pass-through withholding paid on your behalf from form RI 1099-PT, box 8 (attach Form RI 1099-PT to your return) and any advance payments made with your application for an automatic extension of time to file (Form RI-4868). Attach a copy of Form RI-4868 to your return and check the box on RI-1040, page 1 to the right of line 18.

**Line 18F – Total Payments and Credits:** Add lines 18A, 18B, 18C, 18D and 18E.

**Line 19 – Balance Due:** If the amount on line 17 is greater than the amount of line 18F, **SUBTRACT** line 18F from line 17 and enter the balance due on line 19. This is the amount you owe. This amount is payable in full with your return. Complete Form RI-1040V. Send payment and Form RI-1040V with your return. An amount due of less than one dollar (\$1) need not be paid.

If you owe underestimating interest, complete Form RI-2210 or Form RI-2210A. Indicate the amount of interest due from RI-2210, line 12 or line 22 or form RI-2210A, line 12 in the space provided on line 19. Add the interest to the amount due, enter the total on line 19 and include the total amount due with your return.

**Line 20 – Overpayment:** If the amount on line 18F is greater than the amount on line 17 then **SUBTRACT** line 17 from line 18F and enter the overpayment on line 20.

**Line 21 – Refund:** Enter the amount of the overpayment on line 20 that is to be refunded. Refunds of less than \$1.00 will not be paid unless specifically requested.

**Line 22 - Overpayment to be applied to 2005:** Enter the amount of overpayment on line 20, which is to be applied to your 2005 estimated tax. (See General Instructions)

## SCHEDULE I – MODIFICATIONS TO FEDERAL ADJUSTED GROSS INCOME

**Line 23A – Modifications increasing federal adjusted gross income:** Enter income from obligations of any state or its political subdivision, other than Rhode Island.

**Line 23B – Other Modifications:** Enter the amount of other adjustments increasing federal adjusted gross income (attach explanation). These may include:

- (1) Rhode Island fiduciary adjustment as beneficiary of an estate or trust under Section 44-30-17;
- (2) Income distributed to a resident beneficiary of a trust which was previously taxed to the grantor of the trust for federal income tax purposes but was not taxable as investment income prior to the amendment of Section 44-28-7(d);
- (3) Interest on indebtedness incurred or continued to purchase or carry obligations or securities the income of which is exempt from Rhode Island personal income tax, to the extent such interest has been deducted in determining federal adjusted gross income or taxable income;
- (4) Family Education Accounts
- (5) Bonus depreciation that has been taken for federal purposes that must be added back to Rhode Island income. (See general instructions for more details).

- (6) Increased Section 179 depreciation that has been taken for federal purposes that must be added back to Rhode Island income. (See general instructions for more details).

**Line 23C – Total Modifications Increasing Federal Adjusted Gross Income:** Add lines 23A and 23B.

**Line 24A - Modifications Decreasing Federal Adjusted Gross Income:** Enter income from obligations of the United States Government to the extent included in adjusted gross income for federal tax purposes but exempt for state purposes. Example – US Government Series E bond interest. Taxpayers claiming these modifications must submit a schedule showing the source and amount of income claimed to be exempt.

**Line 24B - Other modifications:** Enter the amount of other adjustments decreasing federal adjusted gross income (attach explanation). These may include:

- (1) Rhode Island fiduciary adjustment as beneficiary of an estate or trust under Section 44-30-17;
- (2) Interest or dividend income on obligations or securities of any authority, commission or instrumentality of the United States to the extent included in gross income for federal income tax purposes but exempt from state income taxes under the laws of the United States;
- (3) Elective deduction for new research and development facilities. (attach form RI-1040RD);
- (4) Railroad Retirement benefits included in gross income for federal income tax purposes but exempt from state income taxes under the laws of the United States;
- (5) Qualifying investment in a certified venture capital partnership;
- (6) Family Education Accounts – Enter amount of modification decreasing federal AGI from RI-1040FEA;
- (7) Tuition Saving Program (section 529 accounts) - A modification decreasing federal adjusted gross income may be claimed for any contributions made to an account under the tuition savings program. The maximum modification shall not exceed \$500, \$1,000 if a joint return.
- (8) Exemptions from tax on profit or gain for writers, composers and artists residing within a section of the defined Economic Development Zone within the cities of Pawtucket & Providence and the Town of Westerly and creating artistic works while a resident of the Zone. Taxpayers claiming these modifications must submit a schedule showing the source and amount of income claimed to be exempt.
- (9) Depreciation that has not been taken for federal purposes because of the bonus depreciation that must be subtracted from Rhode Island income. (See general instructions for more details).
- (10) Depreciation that has not been taken for federal purposes because of the increased section 179 depreciation was not taken originally. (See general instructions for more details).

**Line 24C – Total Modifications Decreasing Federal Adjusted Gross Income:** Add lines 24A and 24B and enter as a negative number.

**Line 25 – Net Modifications:** Combine lines 23C and 24C (Enter here and on RI-1040, page 1, line 2).

## SCHEDULE II – ALLOWABLE FEDERAL CREDITS

**Line 26 – Rhode Island Income Tax:** Enter the amount from Form RI-1040, page 1, line 10.

**Line 27 – Foreign Tax Credit:** Enter the amount from Federal Form 1040, line 46 or 1040NR, line 45.

**Line 28 – Credit for Child and Dependent Care Expenses:** Enter the amount from Federal Form 1040, line 47; 1040A, line 29 or 1040NR, line 43.

**Line 29 – Credit for Elderly or the Disabled:** Enter the amount from Federal Form 1040, line 48 or 1040A, Line 30.

**Line 30 – Federal Mortgage Interest Credit:** Enter the amount from Federal Form 8396, line 11.

**Line 31 – Other Federal Credits:** Enter the amount of allowable federal credits from Federal Form 1040, lines 54 and 69 or 1040NR, lines 49 and 63.

### Allowable Federal Credits included on Federal Form 1040, lines 54 and 69:

- (1) 3468 Investment Credit
- (2) 6478 Credit for Alcohol Used as Fuel
- (3) 6765 Credit for Increasing Research Activities
- (4) 8586 Low-Income Housing Credit
- (5) 8826 Disabled Access Credit
- (6) 8830 Enhanced Oil Recovery Credit
- (7) 8835 Renewable Electricity Production Credit
- (8) 8845 Indian Employment Credit
- (9) 8846 Credit for Employer Social Security and Medicare Taxes Paid on Certain Employees
- (10) 8847 Credit for Contributions to Selected Community Development Corporations
- (11) 8801 Credit for Prior Year Minimum Tax
- (12) 8834 Qualified Electric Vehicle Credit
- (13) 8844 Empowerment Zone Employment Credit
- (14) 4136 Credit for Federal Tax Paid on Fuels

**Line 32 – Total Allowable Federal Credits:** Add lines 27, 28, 29, 30 and 31.

**Line 33 –** Multiply the amount on line 32 by 25%

**Line 34 - Maximum Credit:** Enter the amount from line 26 or 33, whichever is less. Enter here and on form RI-1040, page 1, line 11A.

## SCHEDULE III – CREDIT FOR INCOME TAXES PAID TO ANOTHER STATE

**Line 35 – Rhode Island Income Tax:** Enter the amount from page 1, line 10 less allowable federal credits from page 2, schedule II, line 34.

**Line 36 – Adjusted Gross Income from Other State(s):** Enter the amount of adjusted gross income derived from other states. If state income tax has been paid to more than one other state, prepare a separate calculation for each state, on Form RI-1040MU. This form can be obtained by contacting the Rhode Island Division of Taxation at One Capitol Hill, Providence, RI 02908-5801 or calling (401) 222-1111.

**Line 37 – Modified Federal AGI:** Enter amount from page 1, line 3.

**Line 38 –** Divide line 36 by line 37.

**Line 39 – Tentative Credit:** Multiply the amount on line 35 by the percentage on line 38.

**Line 40 – Tax Due and Paid to Other State:** Enter the amount of income tax due and paid to the other state. A signed copy of the return filed with the other state must be attached to your Rhode Island Form RI-1040. If you owe no tax to the other state and are to be refunded all the taxes withheld or paid to the other state, enter \$0.00 on line 40.

**Line 41 – Maximum Credit for Tax Paid to Other States:** Enter the amount on line 35, line 39 or line 40, whichever is the smallest. Enter here and on page 1, line 11C.

## RI SCHEDULE EIC – RHODE ISLAND EARNED INCOME CREDIT

**Line 42 – Rhode Island Income Tax:** Enter the amount from RI-1040, line 13.

**Line 43 – Federal Earned Income Credit:** Enter the amount of Federal Earned Income Credit from Federal Form 1040, line 65; 1040A, line 41; 1040EZ, line 8 or telefile line L.

**Line 44 –** The Rhode Island percentage for 2004 is 25%.

**Line 45 –** Multiply line 43 by line 44.

**Line 46 –** Enter the **SMALLER** of line 42 or line 45.

**Line 47 –** Subtract line 46 from line 45. If line 46 is greater than or equal to line 45, skip lines 48 and 49 and enter the amount from line 46 on line 50. Otherwise continue to line 48.

**Line 48 –** The refundable Rhode Island percentage is 5%.

**Line 49 – Rhode Island Refundable Earned Income Credit:** Multiply line 47 by line 48.

**Line 50 – Total Rhode Island Earned Income Credit:** Add line 49 and line 46. Enter here and on RI-1040, line 18D.

## SCHEDULE IV – RHODE ISLAND CHECK-OFF CONTRIBUTIONS

**NOTE:** These checkoff contributions will increase your tax due or reduce your refund. All checkoff contributions are voluntary.

**Lines 1 through 8 – Contributions:** A contribution to the following programs may be made by checking the appropriate box(es) or by entering the amount you want to contribute. All such contributions are deposited as general revenues.

- (1) Drug Program Account
- (2) Olympic Contribution
- (3) Rhode Island Organ Transplant Fund
- (4) Rhode Island Council on the Arts
- (5) Rhode Island Non-game Wildlife Appropriation
- (6) Childhood Disease Victims' Fund
- (7) RI Military Family Relief Fund

**Line 8 – Total Contributions:** Add lines 1, 2, 3, 4, 5, 6 and 7 then enter the total here and on page 1, line 16.

## RI SCHEDULE OT – OTHER RHODE ISLAND TAXES

Complete this schedule if you are reporting a federal tax on lump-sum distributions, parents' elec-

tion to report child's interest and dividends, a recapture of federal tax credits or other miscellaneous federal income taxes.

**Line 9 – Tax on Lump-sum Distributions:** Enter the amount from Federal Form 4972, line 7 or line 30.

**Line 10 – Tax on Parents' Election To Report Child's Interest and Dividends:** Enter all the amounts from each Federal Form 8814, line 9.

**Line 11 – Tax on Amount of Recapture of Federal Tax Credits and Other Miscellaneous Federal Income Taxes:** Enter the amount of recapture of federal tax credits and any other miscellaneous federal income taxes that you are claiming. Miscellaneous Federal Taxes may include, but are not limited to:

- (1) Recapture of Mortgage Credit Certificate
- (2) Tax on Accumulation Distribution of Trusts

**Line 12 –** Add lines 9, 10 and 11.

**Line 13 -** The Rhode Island percentage for 2004 is 25%.

**Line 14 – Other RI Taxes:** Multiply line 12 by line 13. Enter here and on RI-1040, line 8B.

## RI-8615 – TAX FOR CHILDREN UNDER AGE 14 WHO HAVE INVESTMENT INCOME (FOR TAXPAYERS WHO FILED FEDERAL FORM 8615)

**Line 15 –** Enter the amount from Federal Form 8615, Line 18

**Line 16 –** The Rhode Island percentage for 2004 is 25%.

**Line 17 – Tax:** Multiply line 15 by line 16. Enter here and on RI-1040, page 1, line 8A and check the RI-8615 box.

## T-205P INDIVIDUAL CONSUMER'S USE/SALES TAX RETURN

### What is a Use Tax?

A Use Tax is a tax on the use of tangible personal property in a state where the property has not been subject to the sales tax. Rhode Island Use Tax applies when merchandise purchased outside of Rhode Island is brought into Rhode Island. Sales and use taxes are complementary taxes and are assessed at the same rate. In Rhode Island the sales and use tax rate is 7%. The Rhode Island Use Tax is most often due when merchandise subject to the sales tax in Rhode Island is purchased from an out-of-state vendor who did not collect the Rhode Island tax and the property is subsequently used in this state. Common examples of transactions from which use tax liability may arise are mail order catalog sales and toll-free "800" purchases and purchases made over the internet.

### What is taxable?

The same items that are subject to the Rhode Island Sales Tax are subject to the use tax. Some typical examples of taxable items are jewelry, computers and electronic equipment. Clothing and footwear are not taxable.

### How do I file and pay?

To report use tax, please complete the Rhode Island Individual Consumer's Use/Sales Tax return (T-205P) found on page 3 of Form RI-1040.



**Line 18 – Purchases Subject to Use/Sales Tax:** Enter a description of the property purchased and the amount paid. If you need more space to list your taxable purchases, attach extra pages.

**Line 19 – Total Sales Price:** Enter the total sales price of the purchases reported on line 18.

**Line 20 –** The RI use tax rate is 7%.

**Line 21 – Amount of Use Tax:** Multiply the total purchases on line 19 by the Rhode Island Use Tax rate of 7%.

**Line 22 – Credit for Sales Tax Paid in Other States:** Enter the amount of sales tax paid to other states on the purchases listed on line 18. The credit for sales tax paid on each item is limited to 7% (the Rhode Island Use Tax Rate).

**Line 23 – Total Use Tax Due:** Subtract line 22 from line 21. Enter here and on RI-1040, page 1, line 14.

### RI SCHEDULE CGW – RHODE ISLAND CAPITAL GAIN WORKSHEET

Use this schedule only if you did not calculate your tax on Federal Schedule D **AND** 1. You checked off the box on Federal Form 1040, line 13 **OR** 2. You entered an amount on Federal Form 1040A, line 10.

**Line 1 –** Enter the amount of RI taxable income from page 1, line 7.

**Line 2 –** Enter the amount of capital gain distributions from Federal Form 1040, line 13 or Federal Form 1040A, line 10.

**Line 3 –** Subtract line 2 from line 1.

**Line 4 –** Figure the tax on the amount on line 3. Use the RI Tax Tables or the RI Tax Rate Schedule whichever applies.

**Line 5 –** Enter the smaller of the amount on line 1 or:

Single	\$29,050
Married Joint	\$48,500
Qualifying Widower	\$48,500
Head of House	\$38,900
Married Separate	\$24,250

**Line 6 –** If the amount on line 3 is equal to or more than the amount on line 5 then skip lines 6 through 8 and go to line 9. Otherwise enter the amount from line 3.

**Line 7 –** Subtract line 6 from line 5.

**Line 8 –** Multiply line 7 by 2.5 % (.025).

**Line 9 –** If the amounts on line 2 and 7 are the same, leave lines 9 through 12 blank and go to line 13. Otherwise enter the smaller of line 1 or line 2.

**Line 10 –** Enter the amount if any from line 7.

**Line 11 –** Subtract line 10 from line 9. If zero or less, enter zero.

**Line 12 –** Multiply line 11 by 5% (.05)

**Line 13 –** Add lines 4, 8 and 12.

**Line 14 –** Figure the tax on the amount on line 1. Use the RI Tax Table or RI Tax Rate Schedule, whichever applies.

**Line 15 – Tax:** Enter the smaller of line 13 or line 14. Enter here and on RI-1040, page 1, line 8A and check the RI Schedule CGW box.

### RHODE ISLAND SCHEDULE D – CAPITAL GAINS

This form is to be used by taxpayers reporting capital gains or figuring their tax on Federal Form Schedule D.

**Line 1 - Rhode Island Taxable Income:** Enter the amount from Form RI-1040, page 1, line 7. (If this line is zero or less, do not complete this form).

**Line 2 –** Enter the **SMALLER** of Federal Schedule D, line 15 or Federal Schedule D, line 16. If zero or less, enter zero.

**Line 3 –** Enter the amount of investment interest expense deduction from Federal form 4952, line 4g.

**Line 4 –** Subtract line 3 from line 2.

**Line 5 –** Combine net short term capital gains (Federal Schedule D, line 7) and any federal 28% rate gain (Federal 28% Rate Gain Worksheet, lines 1 through 5). If zero or less, enter zero.

**Line 6 –** Enter the **SMALLER** of RI Schedule D, line 5 or Federal Schedule D, line 18. (not less than zero)

**Line 7 –** Enter the amount of unrecaptured section 1250 gain from Federal Schedule D, line 19.

**Line 8 –** Add lines 6 and 7.

**Line 9 –** Subtract line 8 from line 4. (If zero or less, enter zero).

**Line 10 –** Subtract line 9 from line 1. (If zero or less enter zero).

**Line 11 –** Enter the **SMALLER** of the amount on line 1 **OR:**

Single	\$29,050
Married Joint	\$48,500
Qualifying Widower	\$48,500
Head of House	\$38,900
Married Separate	\$24,250

**Line 12 –** Enter the **SMALLER** of line 10 or line 11.

**Line 13 –** Subtract line 4 from line 1. (If zero or less, enter zero).

**Line 14 –** Enter the **LARGER** of line 12 or line 13.

**Line 15 –** Figure the tax on the amount on line 14. Use the 2004 RI Tax Tables or Rate Schedule, whichever applies.

**IF LINES 11 AND 12 ARE THE SAME, SKIP LINES 16 AND 17 AND GO TO LINE 18. OTHERWISE, GO TO LINE 16.**

**Line 16 –** Subtract line 12 from line 11.

**Line 17 –** Multiply line 16 by 2.50% (.025).

**IF LINES 1 AND 11 ARE THE SAME, SKIP LINES 18 THROUGH 21 AND GO TO LINE 22. OTHERWISE, GO TO LINE 18.**

**Line 18 –** Enter the **SMALLER** of line 1 or line 9.

**Line 19 –** Enter the amount from line 16 above. (If line 16 is blank, enter zero).

**Line 20 –** Subtract line 19 from line 18.

**Line 21 –** Multiply line 20 by 5.00% (.05).

**IF LINE 7 IS ZERO OR BLANK, SKIP LINES 22 THROUGH 27 AND GO TO LINE 28. OTHERWISE, GO TO LINE 22.**

**Line 22 –** Enter the **SMALLER** of line 4 or line 7.

**Line 23 –** Add lines 4 and 14.

**Line 24 –** Enter the amount from line 1 above.

**Line 25 –** Subtract line 24 from line 23. (If zero or less, enter zero).

**Line 26 –** Subtract line 25 from line 22. (If zero or less, enter zero).

**Line 27 –** Multiply line 26 by 6.25% (.0625).

**IF LINE 6 IS ZERO, SKIP LINES 28 THROUGH 30 AND GO TO LINE 31. OTHERWISE, GO TO LINE 28.**

**Line 28 –** Add lines 14, 16, 20 and 26.

**Line 29 –** Subtract line 28 from line 1.

**Line 30 –** Multiply line 29 by 7.00% (.07).

**Line 31 –** Add lines 15, 17, 21, 27 and 30.

**Line 32 –** Figure the tax on the amount on line 1. Use the 2004 RI Tax Table or Rate Schedule, whichever applies.

**Line 33 – Tax on All Taxable Income (Including Capital Gains):** Enter the **SMALLER** of line 31 or line 32. Also enter on RI-1040, page 1, line 8A and check the RI Schedule D box.

### RI 6251 - RHODE ISLAND ALTERNATIVE MINIMUM TAX

#### Part 1 – Alternative Minimum Tax

**Line 1 – Federal Alternative Minimum Taxable Income:** Enter your federal alternative minimum taxable income from Federal Form 6251, line 28.

#### Line 2 – Exemption

Filing status	Not over	Exemption
Single	112,500	35,750
Head of Household	112,500	35,750
Married Joint	150,000	49,000
Qualifying widow(er)	150,000	49,000
Married Separate	75,000	24,500

If line 1 is not over the amount listed above for your filing status, then enter the exemption amount for your filing status on line 2. If the amount on line 1 is over the amount listed above for your filing status, then you must complete RI-6251 Exemption Worksheet on page I-8 and enter the amount from line 10 on RI-6251, line 2.

**Line 3 –** Subtract line 2 from line 1.

**Line 4 –** If you figured your tax on RI Schedule D or CGW, complete part 2 and enter the amount from

line 32 on line 4. If you figured your tax using the tax table or tax rate schedule and line 3 is less than \$175,000 (\$87,500 if Married filing separately) then multiply line 3 by 6.5% (.065). Otherwise, multiply line 3 by 7% (.07) and subtract \$875 (\$438 if Married filing separately) from the result.

**Line 5** – Enter the amount of alternative minimum tax foreign tax credit from Federal Form 6251, line 32.

**Line 6** - The RI rate is 25% (.25).

**Line 7** - Multiply line 5 by line 6.

**Line 8 - Tentative Minimum Tax:** Subtract line 7 from line 4.

**Line 9** - Enter your RI tax from RI-1040, page 1, line 8A.

**Line 10 - Foreign Tax Credit:** Enter the amount from RI-1040, line 27.


**Line 11** - The RI rate is 25% (.25).

**Line 12** - Multiply line 10 by line 11.

**Line 13** - Subtract line 12 from line 9.

**Line 14 – RI Alternative Minimum Tax:** Subtract line 13 from line 8. (If zero or less, enter zero). Enter here and on RI-1040, page 1, line 9.

**Part 2 – Alternative Minimum Tax Using Maximum Capital Gains Rates**

 **NOTE:** If you are required to refigure your Federal Schedule D for the AMT tax, your RI schedule D must also be refigured for AMT purposes, based on the refigured Federal Schedule D.

**Line 15** – Enter the amount from RI-6251, line 3.

**Line 16** – Enter the amount from RI Schedule D, line 9 or RI Schedule CGW, line 2. (As refigured for AMT, if necessary).

**Line 17** - Enter the amount from RI Schedule D, line 7 or RI Schedule CGW enter zero. (As refigured for AMT, if necessary).

**Line 18A** - Add lines 16 and 17.

**Line 18B** – Enter the amount from RI Schedule D, line 4 or RI Schedule CGW, line 2. (As refigured for AMT, if necessary).

**Line 18C** – Enter the **SMALLER** of line 18A or line 18B.

**Line 19** – Enter the **SMALLER** of line 15 or line 18C.

**Line 20** – Subtract line 19 from line 15.

**Line 21** – If line 20 is less than \$175,000 (\$87,500 if Married filing separately) then multiply line 20 by 6.5% (.065). Otherwise, multiply line 20 by 7% (.07) and subtract \$875 (\$438 if Married filing separately) from the result.

**Line 22** – Enter the amount from RI Schedule D, line 16 or RI Schedule CGW, line 7.

**Line 23** – Enter the **SMALLER** of line 15 or line 16.

**Line 24** – Enter the **SMALLER** of line 22 or line 23 (if zero go to line 26).

**Line 25** - Multiply line 24 by 2.50% (.025).

**Line 26** - Subtract line 24 from line 23.

**Line 27** - Multiply line 26 by 5.00% (.05).

**IF LINE 17 IS ZERO OR BLANK, SKIP LINES 28 AND 29 AND GO TO LINE 30. OTHERWISE, GO TO LINE 28.**

**Line 28** - Subtract line 23 from line 19.

**Line 29** - Multiply line 28 by 6.25% (.0625).

**Line 30** - Add lines 21, 25, 27 and 29.

**Line 31** - If line 15 is less than \$175,000 (\$87,500 if Married filing separately) then multiply line 15 by 6.5% (.065). Otherwise, multiply line 15 by 7% (.07) and subtract \$875 (\$438 if Married filing separately) from the result.

**Line 32** - Enter the **SMALLER** of lines 30 or 31 here and on line 4 above.

**EXEMPTION WORKSHEET for RI-6251, line 2**

**NOTE:** If RI-6251, line 1 is equal to or more than \$255,000 if Single or Head of household; \$346,000 if Married filing jointly or Qualifying widow(er); or \$173,000 if Married filing separately; your exemption is zero. **DO NOT** complete this worksheet; instead, enter zero on RI-6251 line 2 and go to line 3.

1.	If your filing status is... _____ then enter on line 1		
	Single or Head of household	\$35,750	} ..... 1. _____
	Married filing jointly or Qualifying widow(er)	49,000	
	Married filing separately	24,500	
2.	Enter your alternative minimum taxable income from RI-6251, part 1, line 1.....	2.	_____
3.	If your filing status is... _____ then enter on line 3		
	Single or Head of household	\$112,500	} ..... 3. _____
	Married filing jointly or Qualifying widow(er)	150,000	
	Married filing separately	75,000	
4.	Subtract line 3 from line 2 (if zero or less, enter zero).....	4.	_____
5.	Multiply line 4 by 25% (.25).....	5.	_____
6.	Subtract line 5 from line 1. (If zero or less enter zero). (If this form is for a child under the age of 14, go to line 8. Otherwise, <b>STOP HERE</b> and enter this amount on RI-6251, part 1, line 2).....	6.	_____
7.	Child's minimum exemption amount.....	7.	<b>5,500</b>
8.	Enter the child's earned income from Federal AMT Exemption Worksheet, line 8.....	8.	_____
9.	Add lines 7 and 8.....	9.	_____
10.	Enter the <b>SMALLER</b> of line 6 or line 9 - Enter here and on RI-6251, part 1, line 2.....	10.	_____